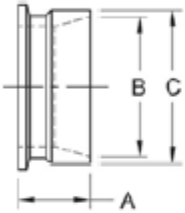


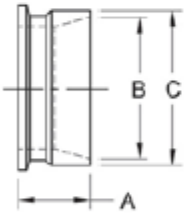
PIPE SIZE ADAPTERS

CLAMP X SCHEDULE 5S WELD ADAPTERS 19MPV



PIPE SIZE	A	B	C	304 PART NUMBER
1/2"	1.12	0.71	0.84	W419MPV-.50
3/4"	1.12	0.92	1.05	W419MPV-.75
1"	1.12	1.18	1.31	W419MPV-1
1-1/2"	1.12	1.77	1.90	W419MPV-15
2"	1.12	2.24	2.37	W419MPV-2
2-1/2"	1.12	2.71	2.87	W419MPV-25
3"	1.12	3.33	3.50	W419MPV-3
4"	1.12	4.33	4.50	W419MPV-4

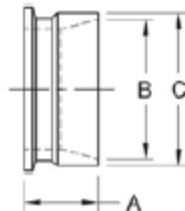
CLAMP X SCHEDULE 10S WELD ADAPTERS 19MPX



PIPE SIZE	A	B	C	316L PART NUMBER
1/2"	1.50	0.67	0.84	W619MPX-.50
3/4"	1.50	0.88	1.05	W619MPX-.75
1"	1.12	1.10	1.31	W619MPX-1
1-1/2"	1.12	1.68	1.90	W619MPX-15
2"	1.12	2.16	2.37	W619MPX-2
2-1/2"	1.12	2.63	2.87	W619MPX-25
3"	1.12	3.26	3.50	W619MPX-3
4"	1.12	4.26	4.50	W619MPX-4
6"	1.12	6.36	6.63	W619MPX-6

NEW!

CLAMP X SCHEDULE 40S WELD ADAPTERS 19MPXLI



PIPE SIZE	A	B	C	316L PART NUMBER
1"	1.12	1.05	1.31	W619MPXLI-1
1-1/2"	1.12	1.61	1.90	W619MPXLI-15
2"	1.12	2.07	2.37	W619MPXLI-2
2-1/2"	1.12	2.47	2.88	W619MPXLI-25
3"	1.12	3.07	3.50	W619MPXLI-3
4"	1.12	4.03	4.50	W619MPXLI-4